

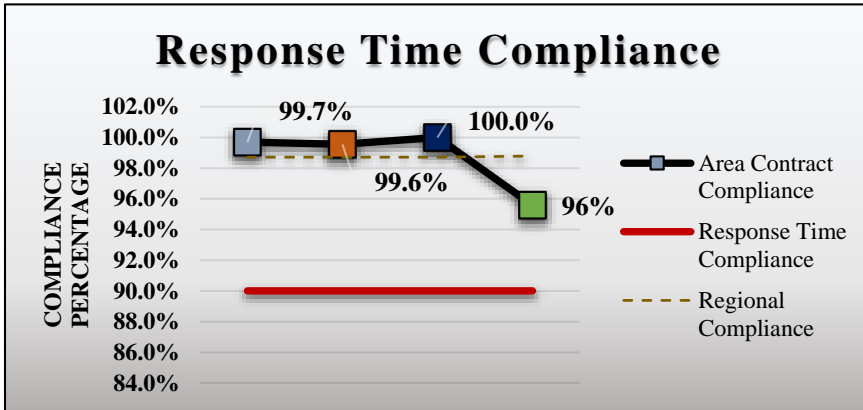


# 9-1-1 EMERGENCY AMBULANCE ACTIVITY REPORT

**JUNE 2015**

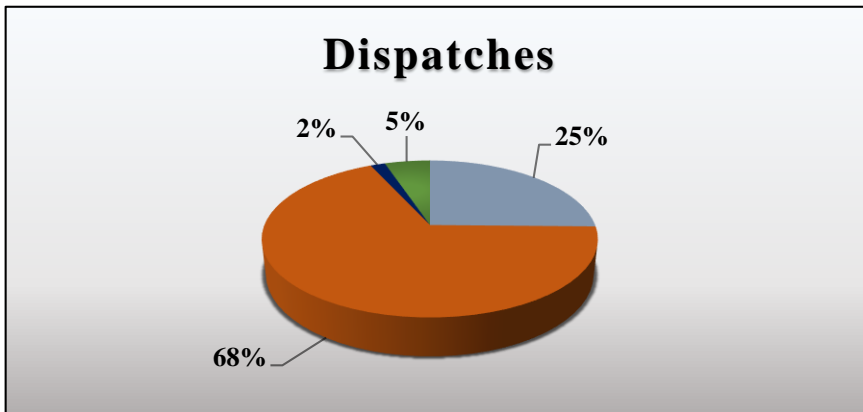
**REGION C**

(Tustin, Irvine, Villa Park, Unincorporated)  
 Care Ambulance Service



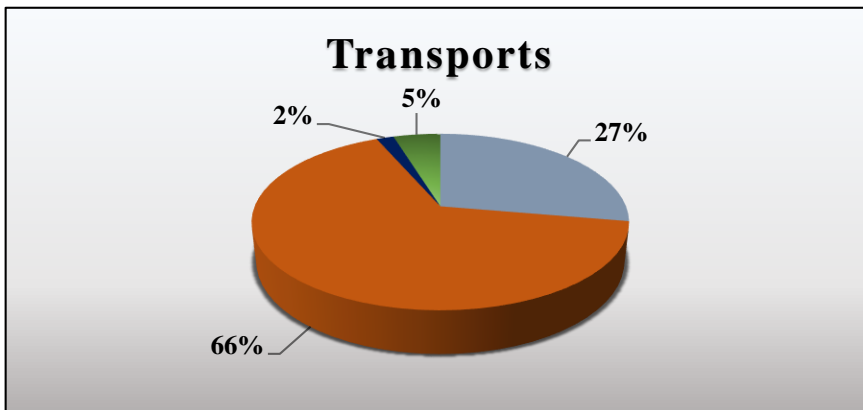
REGION COMPLIANCE	98.79%
Tustin	99%
Irvine	99%
Villa Park	100%
Unincorporated	96%

Fig. 1: Response Time Performance – Combination of dispatch times, system deployment, and field operations that are required to meet a monthly contract compliance rate of 90% within a region.



REGION DISPATCHES	1380
Tustin	332
Irvine	891
Villa Park	22
Unincorporated	68

Fig. 2: Dispatches – The number of calls for service requiring a 9-1-1 Emergency Ambulance response.



REGION TRANSPORTS	923
Tustin	237
Irvine	563
Villa Park	15
Unincorporated	41

Fig. 3: Transport – The number of calls that resulted in the movement of a patient from the scene of an incident to a hospital by a 9-1-1 emergency ambulance.

