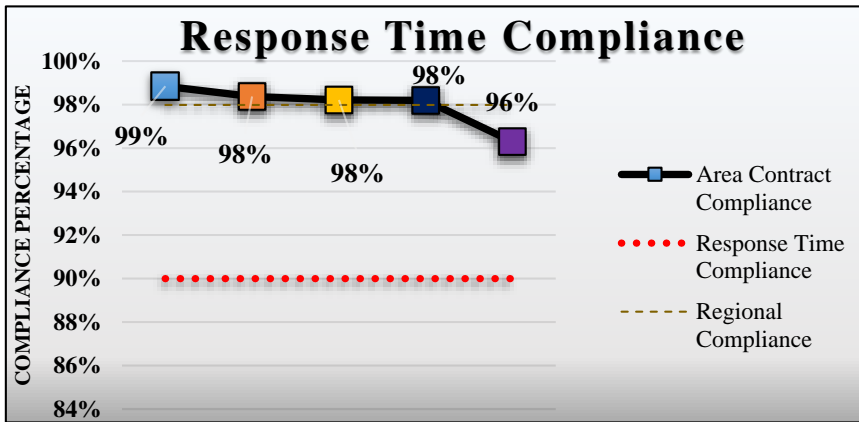




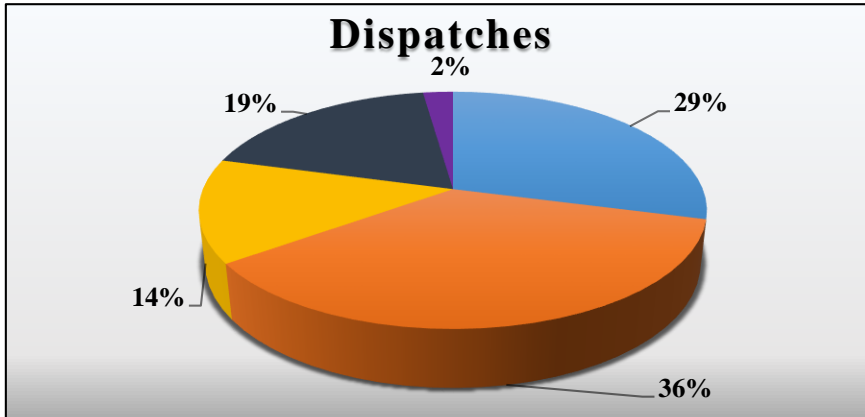
# 9-1-1 EMERGENCY AMBULANCE ACTIVITY REPORT JUNE 2015 REGION E

(Lake Forest, Mission Viejo, Rancho Santa Margarita, San Juan Capistrano, Unincorporated Areas)  
 Care Ambulance, Service



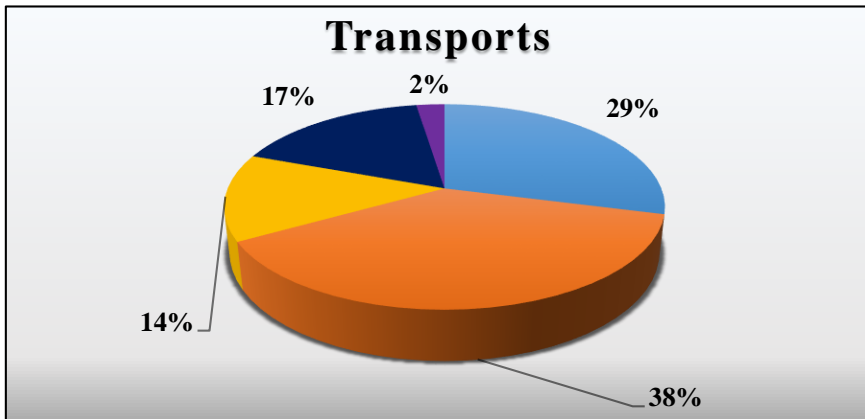
REGION COMPLIANCE	97.98%
Lake Forest	99%
Mission Viejo	98%
Rancho Santa Margarita	98%
San Juan Capistrano	98%
Unincorporated Area	96%

Fig. 1: Response Time Performance – Combination of dispatch times, system deployment, and field operations that are required to meet a monthly contract compliance rate of 90% within a region.



REGION DISPATCHES	1285
Lake Forest	346
Mission Viejo	430
Rancho Santa Margarita	168
San Juan Capistrano	221
Unincorporated Area	27

Fig. 2: Dispatches – The number of calls for service requiring a 9-1-1 Emergency Ambulance response.



REGION TRANSPORTS	705
Lake Forest	236
Mission Viejo	308
Rancho Santa Margarita	112
San Juan Capistrano	138
Unincorporated Area	20

Fig. 3: Transport – The number of calls that resulted in the movement of a patient from the scene of an incident to a hospital by a 9-1-1 emergency ambulance.