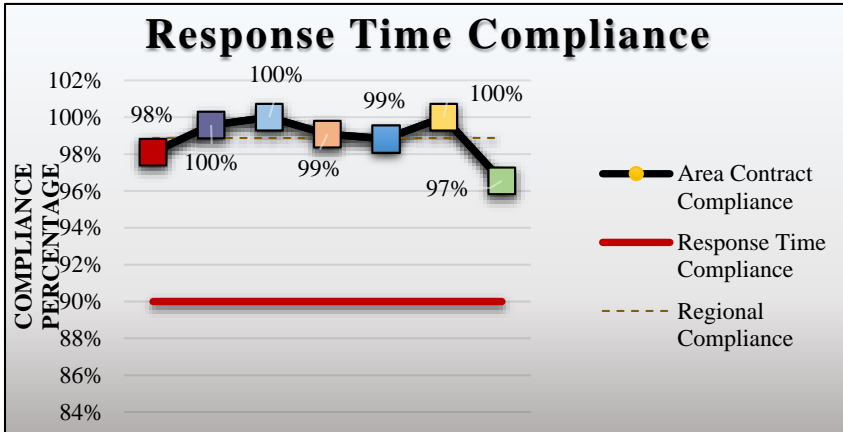




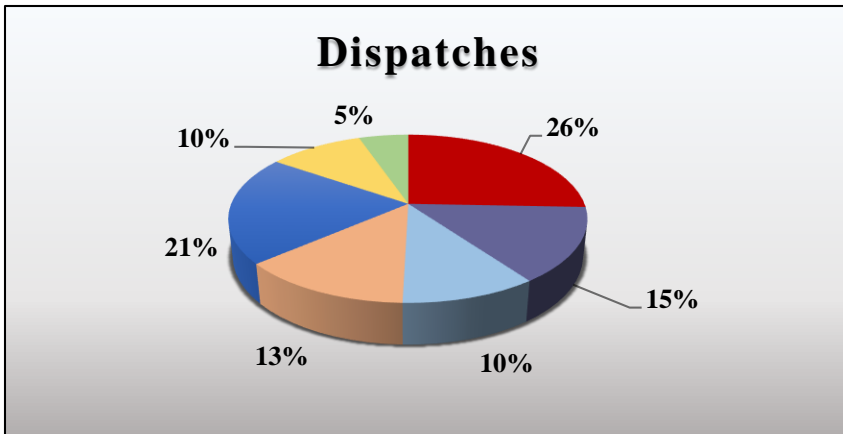
# 9-1-1 EMERGENCY AMBULANCE ACTIVITY REPORT JUNE 2015 REGION D

(Laguna Woods, Laguna Niguel, Laguna Hills, Dana Point, Aliso Viejo, Unincorporated Areas)  
 Care Ambulance Service, Inc.



REGION	COMPLIANCE
<b>REGION</b>	<b>98%</b>
<b>Laguna Woods</b>	98%
<b>Laguna Niguel</b>	99%
<b>Laguna Hills</b>	100%
<b>Dana Point</b>	99%
<b>Lake Forest</b>	99%
<b>Aliso Viejo</b>	99%
<b>Unincorporated</b>	97%

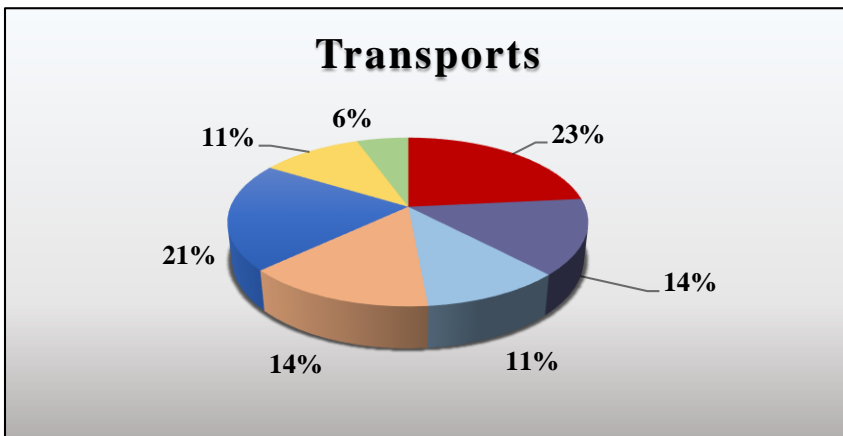
Fig. 1: Response Time Performance – Combination of dispatch times, system deployment, and field operations that are required to meet a monthly contract compliance rate of 90% within a region.



REGION	DISPATCHES
<b>REGION</b>	<b>1648</b>
<b>Laguna Woods</b>	421
<i>Home Wellness</i>	16
<b>Laguna Niguel</b>	237
<b>Laguna Hills</b>	171
<b>Dana Point</b>	218
<b>Lake Forest</b>	344
<b>Aliso Viejo</b>	166
<b>Unincorporated</b>	87

*Home Wellness- a call for public assistance (lift assist, back to bed, etc.) received/dispatched through the 9-1-1 system; responded to by BLS Ambulance without ALS/OCFA; not included in total dispatches*

Fig. 2: Dispatches – The number of calls for service requiring a 9-1-1 Emergency Ambulance response.



REGION	TRANSPORTS
<b>REGION</b>	<b>1127</b>
<b>Laguna Woods</b>	264
<b>Laguna Niguel</b>	163
<b>Laguna Hills</b>	120
<b>Dana Point</b>	163
<b>Lake Forest</b>	234
<b>Aliso Viejo</b>	121
<b>Unincorporated</b>	62

Fig. 3: Transport – The number of calls that resulted in the movement of a patient from the scene of an incident to a hospital by a 9-1-1 emergency ambulance.