

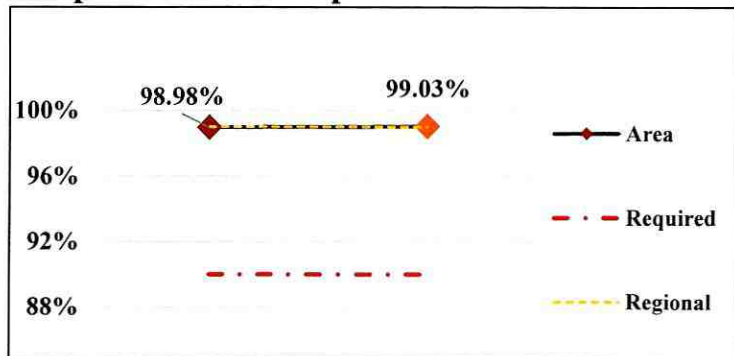


County of Orange Health Care Agency
 EMERGENCY MEDICAL SERVICES
 405 W. 5th Street, Suite 301-A
 Santa Ana, CA 92701



**9-1-1 EMERGENCY AMBULANCE
 FISCAL YEAR 2015/2016 3rd QUARTER ACTIVITY REPORT
 JANUARY - MARCH 2016
 REGION A
 (Placentia, Yorba Linda, Unincorporated Areas)
 Emergency Ambulance Service, Inc.**

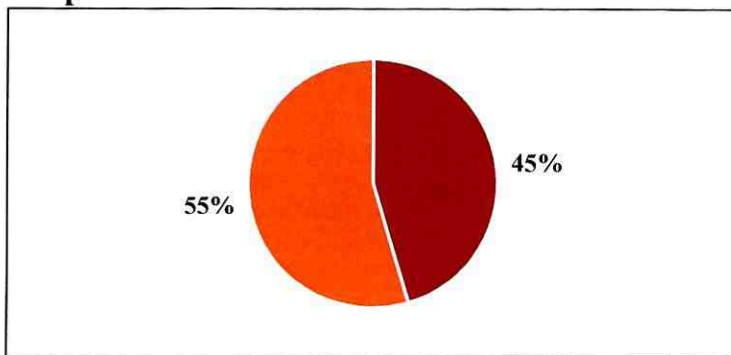
Response Time Compliance



REGION COMPLIANCE	99.00%
Placentia	98.98%
Yorba Linda	99.03%

Fig. 1: Response Time Performance – combination of dispatch, system deployment & ambulance maintenance required to meet monthly compliance rate of 90% for an Exclusive Operating Area

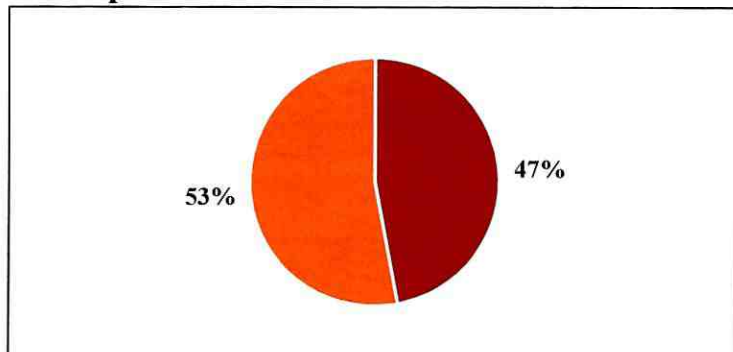
Dispatches



REGION DISPATCHES	1506
Placentia	683
Yorba Linda	823

Fig. 2: Dispatch – a call for service requiring a 9-1-1 Emergency Ambulance response, regardless of the final outcome and does not account for duplicate calls

Transports



REGION TRANSPORTS	1085
Placentia	510
Yorba Linda	575

Fig. 3: Transport – the movement of a patient from the scene of a dispatch to a hospital by a 9-1-1 Emergency Ambulance



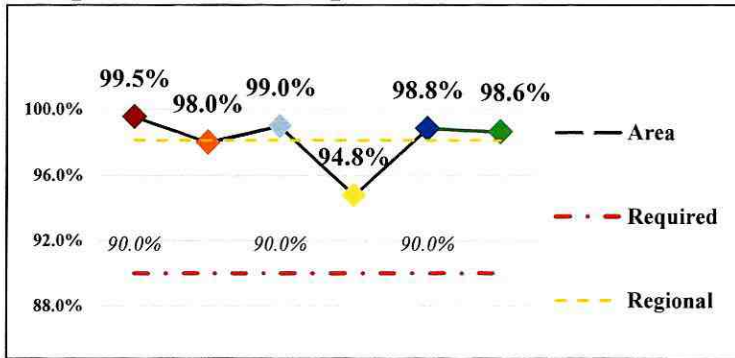
County of Orange Health Care Agency
 EMERGENCY MEDICAL SERVICES
 405 W. 5th Street, Suite 301-A
 Santa Ana, CA 92701



**9-1-1 EMERGENCY AMBULANCE
 FISCAL YEAR 2015/2016 3rd QUARTER ACTIVITY REPORT
 JANUARY - MARCH 2016
 REGION B**

(Cypress, La Palma, Los Alamitos, Midway City, Seal Beach, Stanton, Unincorporated Areas)
 Care Ambulance Service, Inc.

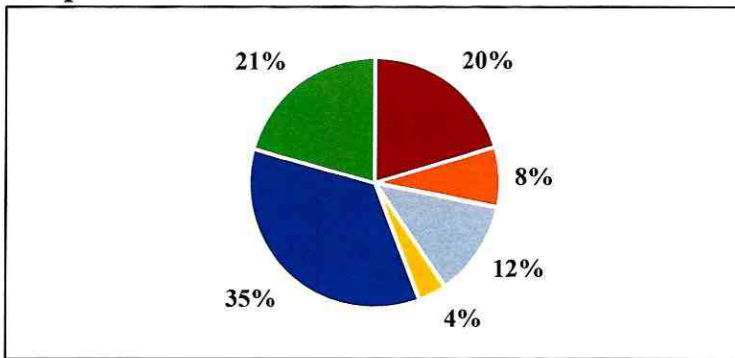
Response Time Compliance



REGION COMPLIANCE	98.13%
Cypress	100%
La Palma	98%
Los Alamitos	99%
Seal Beach	99%
Stanton	99%
Unincorporated	95%

Fig. 1: Response Time Performance – combination of dispatch, system deployment & ambulance maintenance required to meet monthly compliance rate of 90% for an Exclusive Operating Area

Dispatches

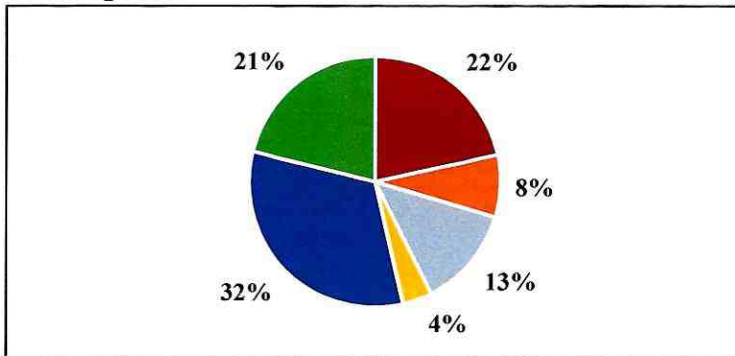


REGION DISPATCHES	3187
Cypress	648
La Palma	249
Los Alamitos	396
Seal Beach	1122
Home Wellness	22
Stanton	657
Unincorporated	115

Home Wellness- a call for public assistance (lift assist, back to bed, etc.) received/dispatched through the 9-1-1 system; responded to by BLS Ambulance without ALS/OCFA; may be included in total dispatches

Fig. 2: Dispatch – a call for service requiring a 9-1-1 Emergency Ambulance response, regardless of the final outcome and does not account for duplicate calls

Transports



REGION TRANSPORTS	2146
Cypress	463
La Palma	172
Los Alamitos	279
Seal Beach	698
Stanton	453
Unincorporated	81

Fig. 3: Transport – the movement of a patient from the scene of a dispatch to a hospital by a 9-1-1 Emergency Ambulance



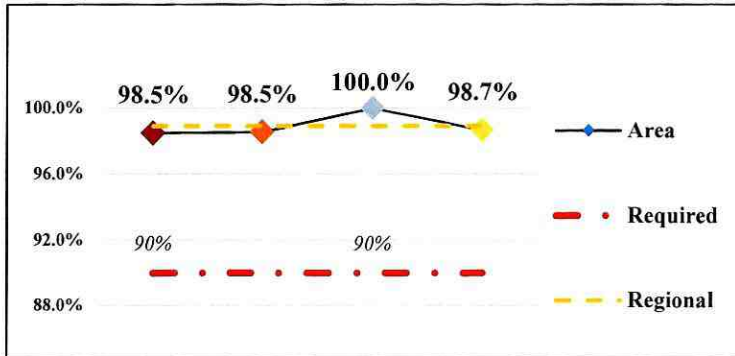
County of Orange Health Care Agency
 EMERGENCY MEDICAL SERVICES
 405 W. 5th Street, Suite 301-A
 Santa Ana, CA 92701



**9-1-1 EMERGENCY AMBULANCE
 FISCAL YEAR 2015/2016 3rd QUARTER ACTIVITY REPORT
 JANUARY - MARCH 2016
 REGION C**

(Tustin, Irvine, Villa Park, Unincorporated Areas)
 Care Ambulance Service, Inc.

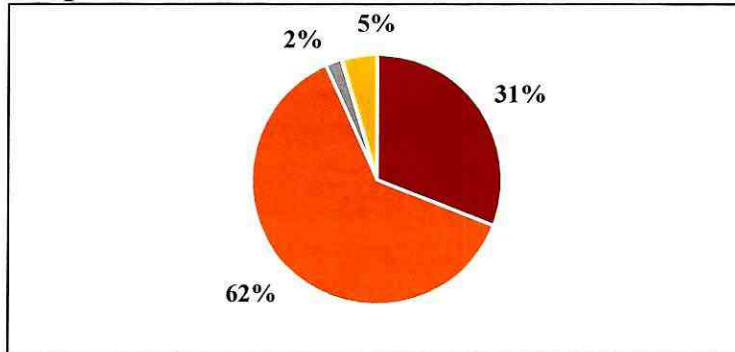
Response Time Compliance



REGION COMPLIANCE	98.91%
Tustin	98.5%
Irvine	98.5%
Villa Park	100.0%
Unincorporated	98.7%

Fig. 1: Response Time Performance – combination of dispatch, system deployment & ambulance maintenance required to meet monthly compliance rate of 90% for an Exclusive Operating Area

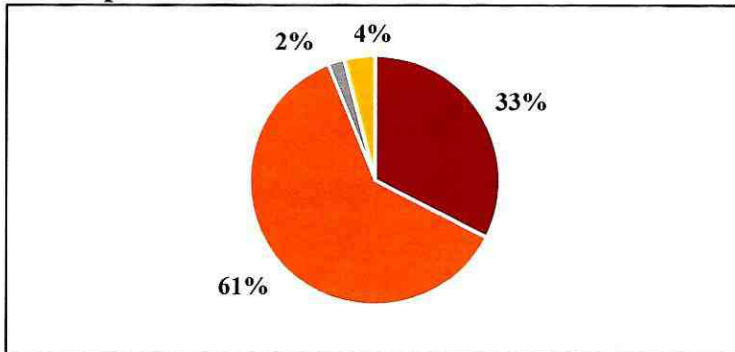
Dispatches



REGION DISPATCHES	4863
Tustin	1504
Irvine	3035
Villa Park	101
Unincorporated	223

Fig. 2: Dispatch – a call for service requiring a 9-1-1 Emergency Ambulance response, regardless of the final outcome and does not account for duplicate calls

Transports



REGION TRANSPORTS	3136
Tustin	1019
Irvine	1927
Villa Park	65
Unincorporated	125

Fig. 3: Transport – the movement of a patient from the scene of a dispatch to a hospital by a 9-1-1 Emergency Ambulance

9-1-1 EMERGENCY AMBULANCE
FISCAL YEAR 2015/2016 3rd QUARTER ACTIVITY REPORT
JANUARY - MARCH 2016
REGION D
(Laguna Woods, Laguna Niguel, Laguna Hills, Dana Point, Aliso Viejo, Unincorporated Areas)
Care Ambulance Service, Inc.

Response Time Compliance

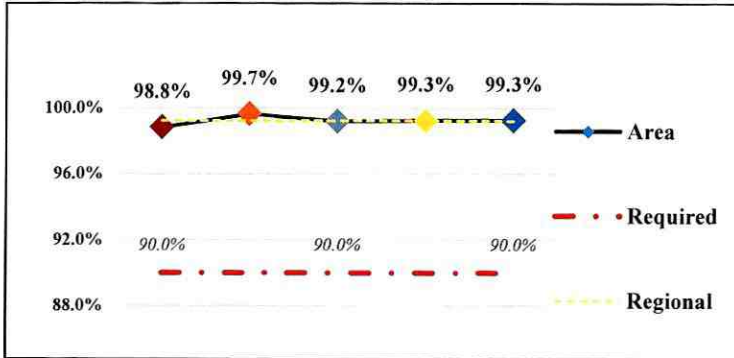
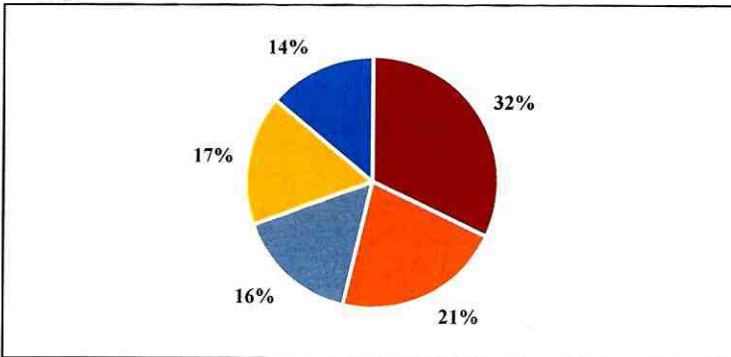


Fig. 1: Response Time Performance – combination of dispatch, system deployment & ambulance maintenance required to meet monthly compliance rate of 90% for an Exclusive Operating Area

REGION COMPLIANCE

Region Compliance	99.25%
Laguna Woods	99%
Laguna Niguel	100%
Laguna Hills	99%
Dana Point	99%
Aliso Viejo	99%

Dispatches



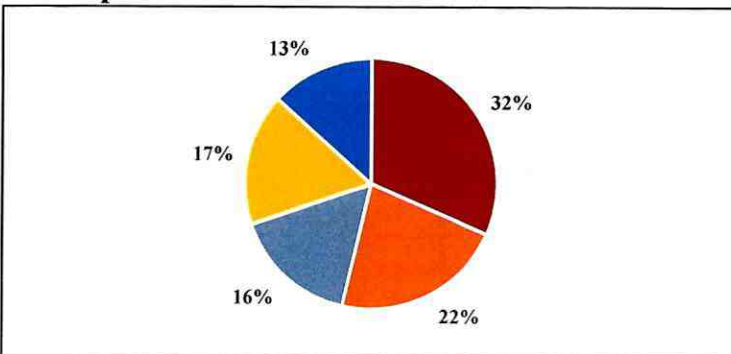
REGION DISPATCHES

Region Dispatches	4019
Laguna Woods	1291
Home Wellness	49
Laguna Niguel	864
Laguna Hills	634
Dana Point	679
Aliso Viejo	551

Home Wellness- a call for public assistance (lift assist, back to bed, etc.) received/dispatched through the 9-1-1 system; responded to by BLS Ambulance without ALS/OCFA; not included in total dispatches

Fig. 2: Dispatch – a call for service requiring a 9-1-1 Emergency Ambulance response, regardless of the final outcome and does not account for duplicate calls or calls on the region border.

Transports



REGION TRANSPORTS

Region Transports	2714
Laguna Woods	858
Laguna Niguel	597
Laguna Hills	436
Dana Point	465
Aliso Viejo	358

Fig. 3: Transport – the movement of a patient from the scene of a dispatch to a hospital by a 9-1-1 Emergency Ambulance, not including calls on our side the region border.



County of Orange Health Care Agency
 EMERGENCY MEDICAL SERVICES
 405 W. 5th Street, Suite 301-A
 Santa Ana, CA 92701



**9-1-1 EMERGENCY AMBULANCE
 FISCAL YEAR 2015/2016 3rd QUARTER ACTIVITY REPORT
 JANUARY - MARCH 2016
 REGION E**

(Lake Forest, Mission Viejo, Rancho Santa Margarita, San Juan Capistrano, Unincorporated Areas)
 Care Ambulance Service, Inc.

Response Time Compliance

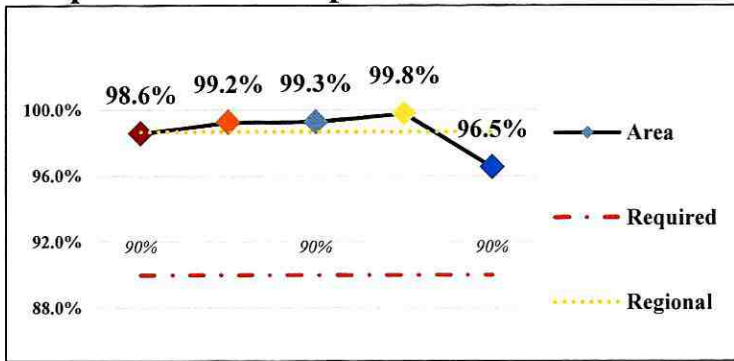


Fig. 1: Response Time Performance – combination of dispatch, system deployment & ambulance maintenance required to meet monthly compliance rate of 90% for an Exclusive Operating Area

REGION COMPLIANCE	98.68%
Lake Forest	99%
Mission Viejo	99%
Rancho Santa Margarita	99%
San Juan Capistrano	100%
Unincorporated	97%

Dispatches

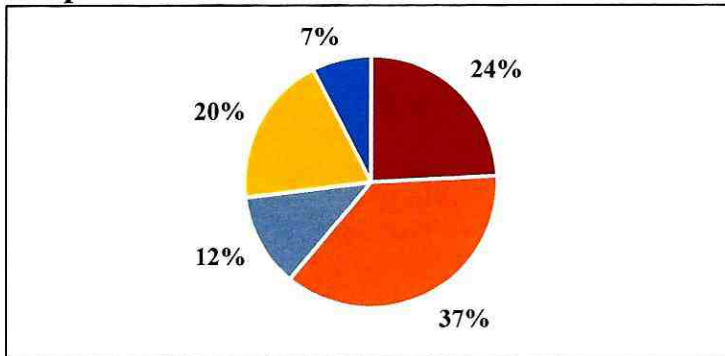


Fig. 2: Dispatch – a call for service requiring a 9-1-1 Emergency Ambulance response, regardless of the final outcome and does not account for duplicate calls or calls outside the region border

REGION DISPATCHES	4637
Lake Forest	1123
Mission Viejo	1702
Rancho Santa Margarita	561
San Juan Capistrano	905
Unincorporated	346

Transports

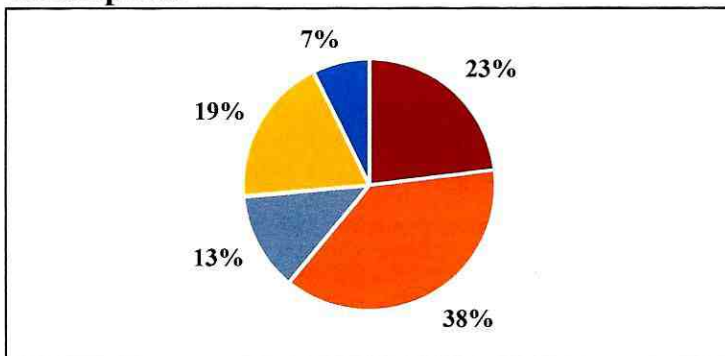


Fig. 3: Transport – the movement of a patient from the scene of a dispatch to a hospital by a 9-1-1 Emergency Ambulance, excluding calls on the region border.

REGION TRANSPORTS	3106
Lake Forest	716
Mission Viejo	1173
Rancho Santa Margarita	396
San Juan Capistrano	597
Unincorporated	224