

**9-1-1 EMERGENCY AMBULANCE  
FISCAL YEAR 2015/2016 4th QUARTER ACTIVITY REPORT  
APRIL - JUNE 2016  
REGION D**

(Laguna Woods, Laguna Niguel, Laguna Hills, Dana Point, Aliso Viejo, Unincorporated Areas)  
Care Ambulance Service, Inc.

### Response Time Compliance

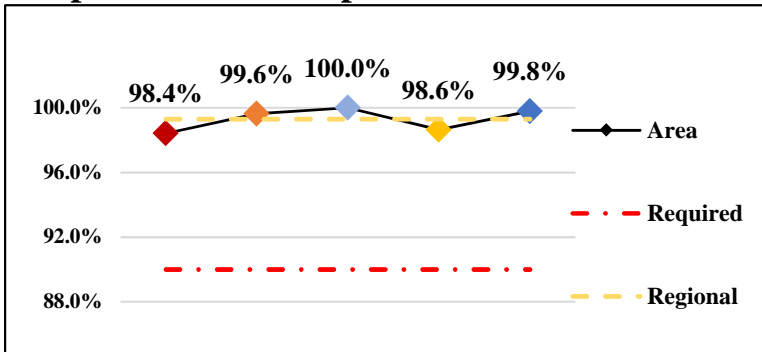


Fig. 1: Response Time Performance – combination of dispatch, system deployment & ambulance maintenance required to meet monthly compliance rate of 90% for an Exclusive Operating Area

REGION COMPLIANCE	Percentage
<b>Laguna Woods</b>	98.4%
<b>Laguna Niguel</b>	99.6%
<b>Laguna Hills</b>	100.0%
<b>Dana Point</b>	98.6%
<b>Aliso Viejo</b>	99.8%

### Dispatches

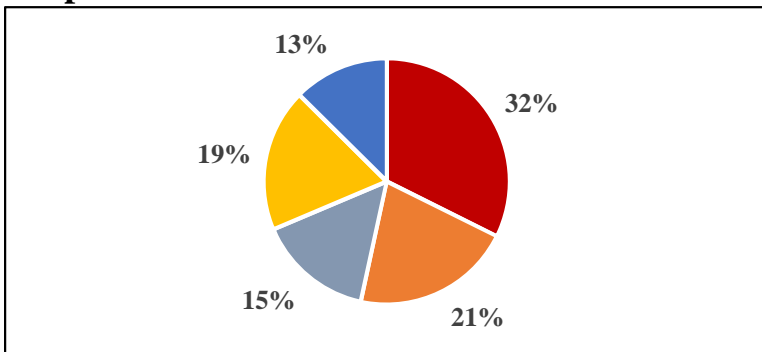


Fig. 2: Dispatch – a call for service requiring a 9-1-1 Emergency Ambulance response, regardless of the final outcome and does not account for duplicate calls or calls outside the region border

REGION DISPATCHES	Count
<b>Laguna Woods</b>	1272
<i>Home Wellness</i>	97
<b>Laguna Niguel</b>	828
<b>Laguna Hills</b>	598
<b>Dana Point</b>	740
<b>Aliso Viejo</b>	494

*Home Wellness - a call for public assistance (lift assist, back to bed, etc.) received/dispatched through the 9-1-1 system; responded to by BLS Ambulance without ALS/OCFA; not included in total dispatches*

### Transports

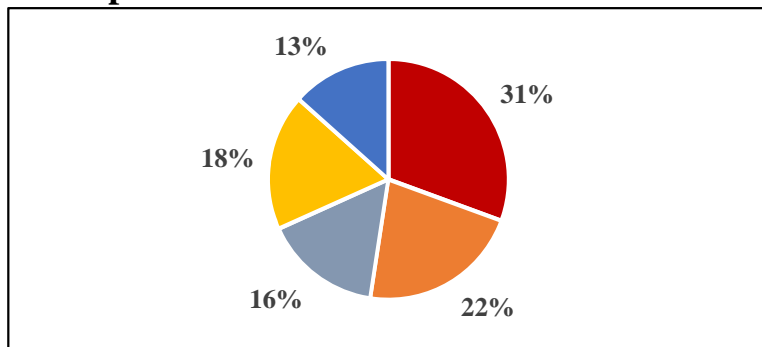


Fig. 3: Transport – the movement of a patient from the scene of a dispatch to a hospital by a 9-1-1 Emergency Ambulance, excluding calls on the region border

REGION TRANSPORTS	Count
<b>Laguna Woods</b>	809
<b>Laguna Niguel</b>	578
<b>Laguna Hills</b>	419
<b>Dana Point</b>	486
<b>Aliso Viejo</b>	354