



County of Orange Health Care Agency  
 EMERGENCY MEDICAL SERVICES  
 405 W. 5th Street, Suite 301-A  
 Santa Ana, CA 92701



**9-1-1 EMERGENCY AMBULANCE  
 FISCAL YEAR 2016/2017 1st QUARTER ACTIVITY REPORT  
 JULY - SEPTEMBER 2016  
 REGION B**

(Cypress, La Palma, Los Alamitos, Midway City, Seal Beach, Stanton, Unincorporated Areas)

Care Ambulance Service, Inc.

**Response Time Compliance**

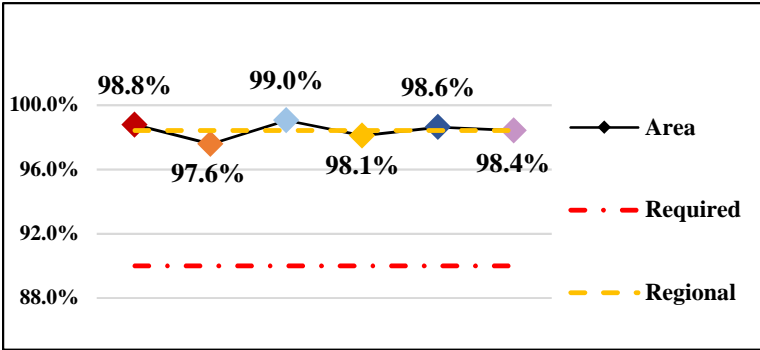


Fig. 1: Response Time Performance – combination of dispatch, system deployment & ambulance maintenance required to meet monthly compliance rate of 90% for an Exclusive Operating Area

<b>REGION COMPLIANCE</b>	<b>98.4%</b>
<b>Cypress</b>	98.8%
<b>La Palma</b>	97.6%
<b>Los Alamitos</b>	99.0%
<b>Seal Beach</b>	98.6%
<b>Stanton</b>	98.4%
<b>Unincorporated</b>	98.1%

**Dispatches**

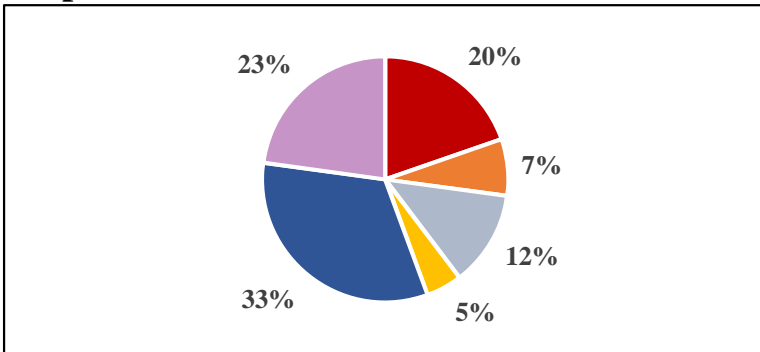


Fig. 2: Dispatch – a call for service requiring a 9-1-1 Emergency Ambulance response, regardless of the final outcome and does not account for calls outside the region border

<b>REGION DISPATCHES</b>	<b>3344</b>
<b>Cypress</b>	658
<b>La Palma</b>	249
<b>Los Alamitos</b>	420
<b>Seal Beach</b>	1096
<b>Home Wellness</b>	22
<b>Stanton</b>	763
<b>Unincorporated</b>	158

*Home Wellness- a call for public assistance (lift assist, back to bed, etc.) received/dispatched through the 9-1-1 system; responded to by BLS Ambulance without ALS/OCFA; not included in total dispatches*

**Transports**

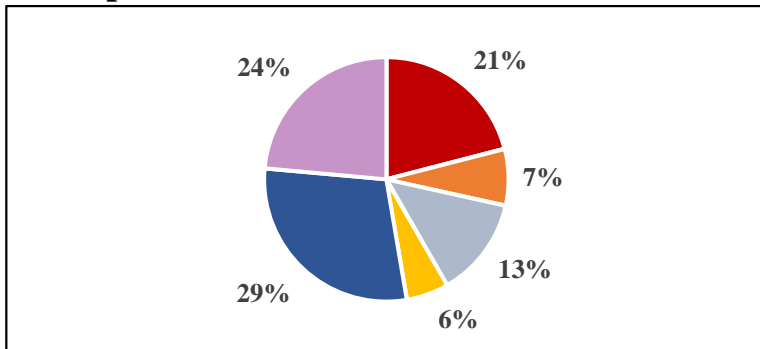


Fig. 3: Transport – the movement of a patient from the scene of a dispatch to a hospital by a 9-1-1 Emergency Ambulance, excluding calls outside the region border

<b>REGION TRANSPORTS</b>	<b>2231</b>
<b>Cypress</b>	468
<b>La Palma</b>	167
<b>Los Alamitos</b>	295
<b>Seal Beach</b>	650
<b>Stanton</b>	526
<b>Unincorporated</b>	125