



County of Orange Health Care Agency  
 EMERGENCY MEDICAL SERVICES  
 405 W. 5th Street, Suite 301-A  
 Santa Ana, CA 92701



**9-1-1 EMERGENCY AMBULANCE  
 FISCAL YEAR 2016/2017 2nd QUARTER ACTIVITY REPORT  
 OCTOBER - DECEMBER 2016  
 REGION D**

(Laguna Woods, Laguna Niguel, Laguna Hills, Dana Point, Aliso Viejo, Unincorporated Areas)  
 Care Ambulance Service, Inc.

**Response Time Compliance**

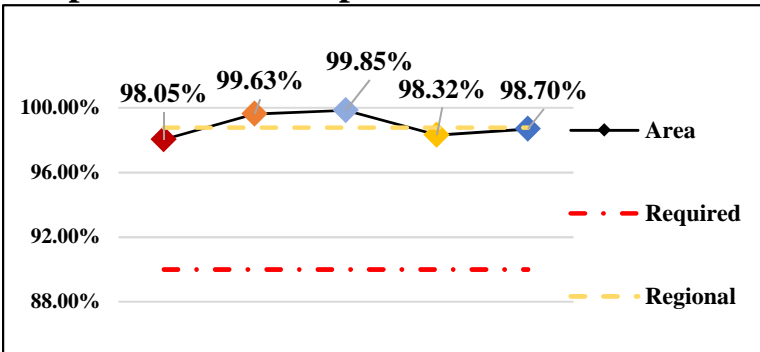


Fig. 1: Response Time Performance – combination of dispatch, system deployment & ambulance maintenance required to meet monthly compliance rate of 90% for an Exclusive Operating Area

REGION COMPLIANCE	98.78%
Laguna Woods	98.05%
Laguna Niguel	99.63%
Laguna Hills	99.85%
Dana Point	98.32%
Aliso Viejo	98.70%

**Dispatches**

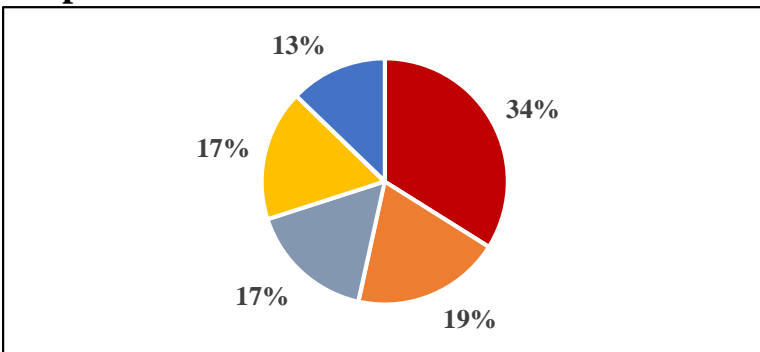


Fig. 2: Dispatch – a call for service requiring a 9-1-1 Emergency Ambulance response, regardless of the final outcome and does not account for calls outside the region border

REGION DISPATCHES	4322
Laguna Woods	1466
Home Wellness	108
Laguna Niguel	843
Laguna Hills	718
Dana Point	743
Aliso Viejo	552

Home Wellness- a call for public assistance (lift assist, back to bed, etc.) received/dispatched through the 9-1-1 system; responded to by BLS Ambulance without ALS/OCFA; not included in total dispatches

**Transports**

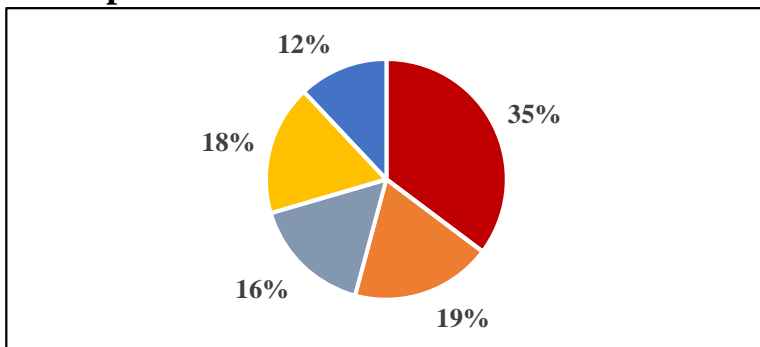


Fig. 3: Transport – the movement of a patient from the scene of a dispatch to a hospital by a 9-1-1 Emergency Ambulance, excluding calls outside the region border

REGION TRANSPORTS	2812
Laguna Woods	909
Laguna Niguel	579
Laguna Hills	474
Dana Point	471
Aliso Viejo	379