

**9-1-1 EMERGENCY AMBULANCE  
FISCAL YEAR 2017/2018 2nd QUARTER ACTIVITY REPORT  
OCTOBER - DECEMBER 2017  
REGION B**

(Cypress, La Palma, Los Alamitos, Midway City, Seal Beach, Stanton, Unincorporated Areas)  
Care Ambulance Service, Inc.

### Response Time Compliance

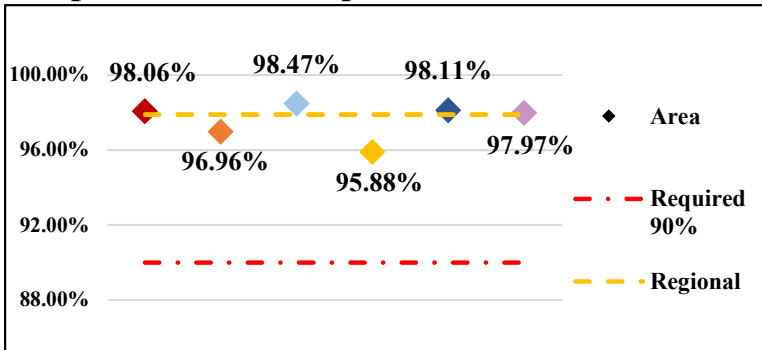


Fig. 1: Response Time Performance – combination of dispatch, system deployment & ambulance maintenance required to meet monthly compliance rate of 90% for an Exclusive Operating Area

REGION COMPLIANCE	97.89%
<b>Cypress</b>	98.06%
<b>La Palma</b>	96.96%
<b>Los Alamitos</b>	98.47%
<b>Seal Beach</b>	98.11%
<b>Stanton</b>	97.97%
<b>Unincorporated</b>	95.88%

### Dispatches

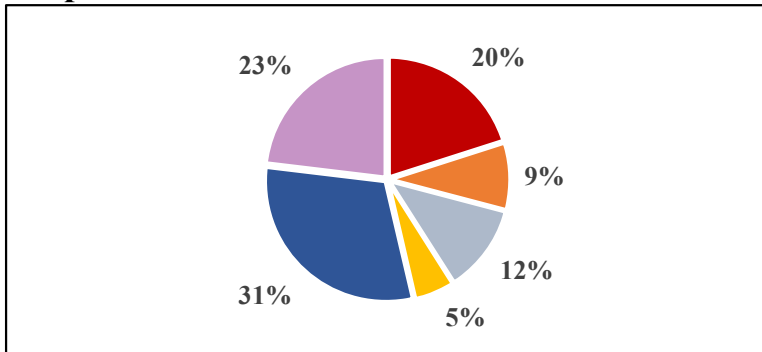


Fig. 2: Dispatch – a call for service requiring a 9-1-1 Emergency Ambulance response, regardless of the final outcome and does not account for calls outside the region border

REGION DISPATCHES	3494
<b>Cypress</b>	701
<b>La Palma</b>	316
<b>Los Alamitos</b>	415
<b>Seal Beach</b>	1067
<b>Stanton</b>	807
<b>Unincorporated</b>	188
<b>Home Wellness</b>	45

Home Wellness- a call for public assistance (lift assist, back to bed, etc.) received/dispatched through the 9-1-1 system; responded to by BLS Ambulance without ALS/OCFA; not included in total dispatches

### Transports

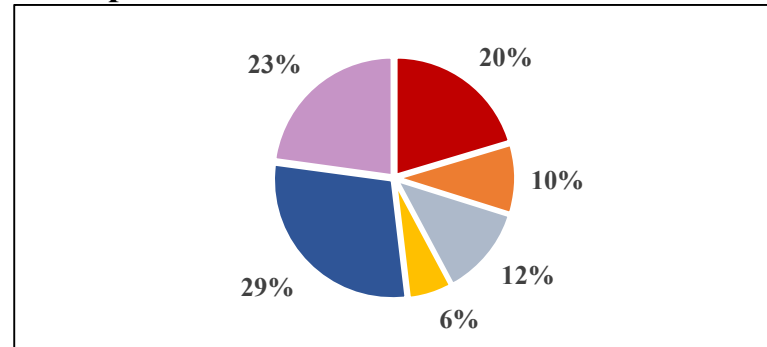


Fig. 3: Transport – the movement of a patient from the scene of a dispatch to a hospital by a 9-1-1 Emergency Ambulance, excluding calls outside the region border

REGION TRANSPORTS	2297
<b>Cypress</b>	468
<b>La Palma</b>	218
<b>Los Alamitos</b>	283
<b>Seal Beach</b>	667
<b>Stanton</b>	525
<b>Unincorporated</b>	136