

**9-1-1 EMERGENCY AMBULANCE
FISCAL YEAR 2017/2018 2nd QUARTER ACTIVITY REPORT
OCTOBER - DECEMBER 2017
ALL REGIONS**

Response Time Compliance

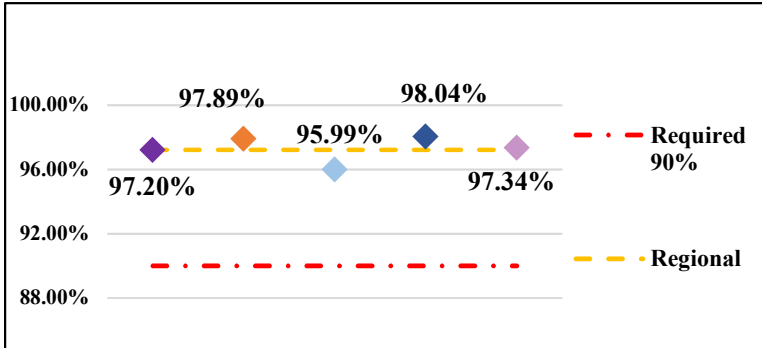


Fig. 1: Response Time Performance – combination of dispatch, system deployment & ambulance maintenance required to meet monthly compliance rate of 90% for an Exclusive Operating Area

ALL REGIONS COMPLIANCE	97.22%
Region A	97.20%
Region B	97.89%
Region C	95.99%
Region D	98.04%
Region E	97.34%

Dispatches

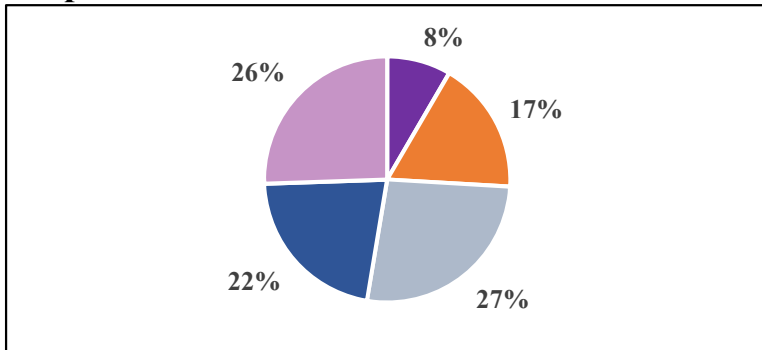


Fig. 2: Dispatch – a call for service requiring a 9-1-1 Emergency Ambulance response, regardless of the final outcome and does not account for calls outside the region border

ALL REGIONS DISPATCHES	19939
Region A	1676
Region B	3494
Region C	5326
Region D	4345
Region E	5098
Home Wellness	111

Home Wellness- a call for public assistance (lift assist, back to bed, etc.) received/dispatched through the 9-1-1 system; responded to by BLS Ambulance without ALS/OCFA; not included in total dispatches

Transports

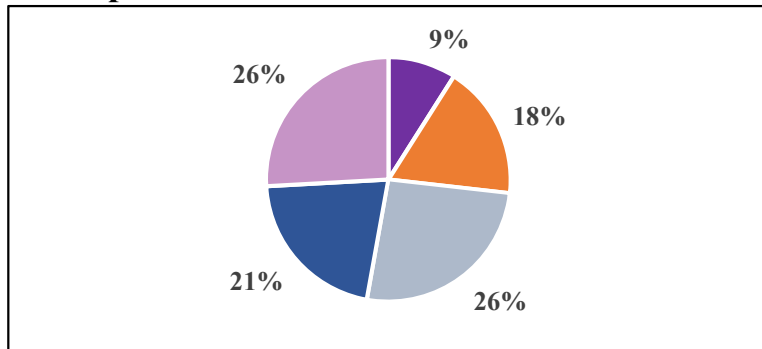


Fig. 3: Transport – the movement of a patient from the scene of a dispatch to a hospital by a 9-1-1 Emergency Ambulance, excluding calls outside the region border

ALL REGIONS TRANSPORTS	12931
Region A	1168
Region B	2297
Region C	3365
Region D	2754
Region E	3347