

**9-1-1 EMERGENCY AMBULANCE
FISCAL YEAR 2017/2018 3rd QUARTER ACTIVITY REPORT
JANUARY - MARCH 2018
ALL REGIONS**

Response Time Compliance

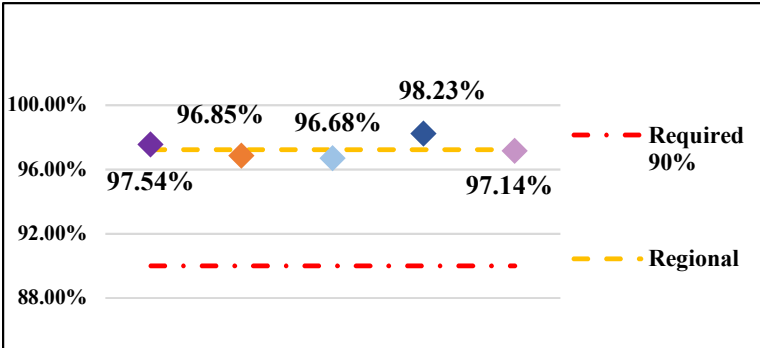


Fig. 1: Response Time Performance – combination of dispatch, system deployment & ambulance maintenance required to meet monthly compliance rate of 90% for an Exclusive Operating Area

ALL REGIONS COMPLIANCE	97.23%
Region A	97.54%
Region B	96.85%
Region C	96.68%
Region D	98.23%
Region E	97.14%

Dispatches

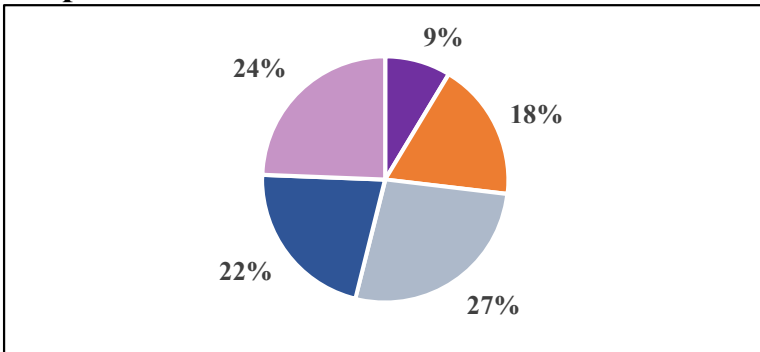


Fig. 2: Dispatch – a call for service requiring a 9-1-1 Emergency Ambulance response, regardless of the final outcome and does not account for calls outside the region border

ALL REGIONS DISPATCHES	20203
Region A	1748
Region B	3686
Region C	5457
Region D	4383
Region E	4929
Home Wellness	121

Home Wellness- a call for public assistance (lift assist, back to bed, etc.) received/dispatched through the 9-1-1 system; responded to by BLS Ambulance without ALS/OCFA; not included in total dispatches

Transports

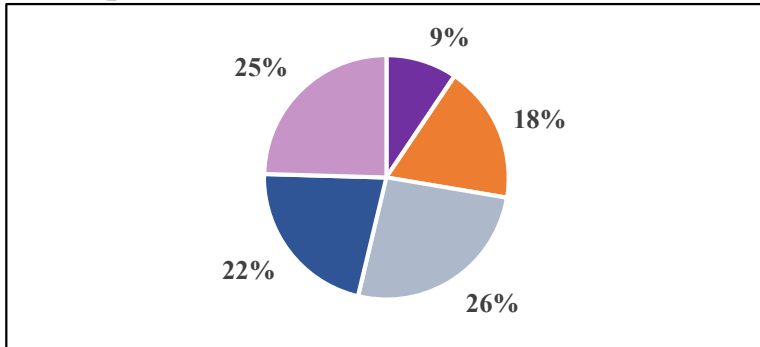


Fig. 3: Transport – the movement of a patient from the scene of a dispatch to a hospital by a 9-1-1 Emergency Ambulance, excluding calls outside the region border

ALL REGIONS TRANSPORTS	13269
Region A	1250
Region B	2419
Region C	3458
Region D	2884
Region E	3258