

**9-1-1 EMERGENCY AMBULANCE
FISCAL YEAR 2018/2019 1st QUARTER ACTIVITY REPORT
JULY - SEPTEMBER 2018
REGION B**

(Cypress, La Palma, Los Alamitos, Seal Beach, Stanton, Unincorporated Areas)

Care Ambulance Service, Inc.

Response Time Compliance

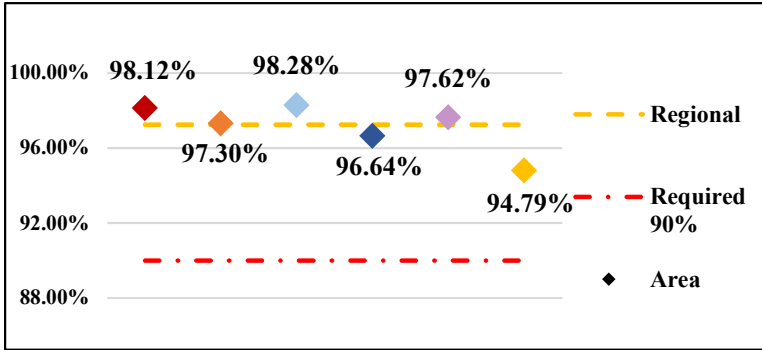


Fig. 1: Response Time Performance – combination of dispatch, system deployment & ambulance maintenance required to meet monthly compliance rate of 90% for an Exclusive Operating Area

| REGION COMPLIANCE | 97.25% |
|-------------------|--------|
| Cypress | 98.12% |
| La Palma | 97.30% |
| Los Alamitos | 98.28% |
| Seal Beach | 96.64% |
| Stanton | 97.62% |
| Unincorporated | 94.79% |

Dispatches

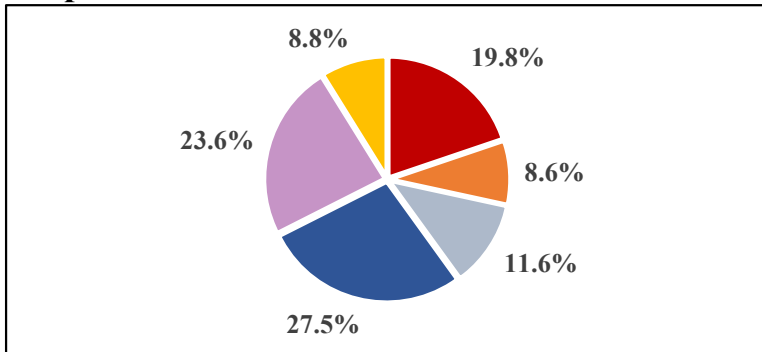


Fig. 2: Dispatch – a call for service requiring a 9-1-1 Emergency Ambulance response, regardless of the final outcome and does not account for calls outside the region border

| REGION DISPATCHES | 3646 |
|-------------------|------|
| Cypress | 723 |
| La Palma | 312 |
| Los Alamitos | 424 |
| Seal Beach | 1004 |
| Stanton | 861 |
| Unincorporated | 322 |
| Home Wellness | 21 |

Home Wellness- a call for public assistance (lift assist, back to bed, etc.) received/dispatched through the 9-1-1 system; responded to by BLS Ambulance without ALS/OCFA; not included in total dispatches

Transports

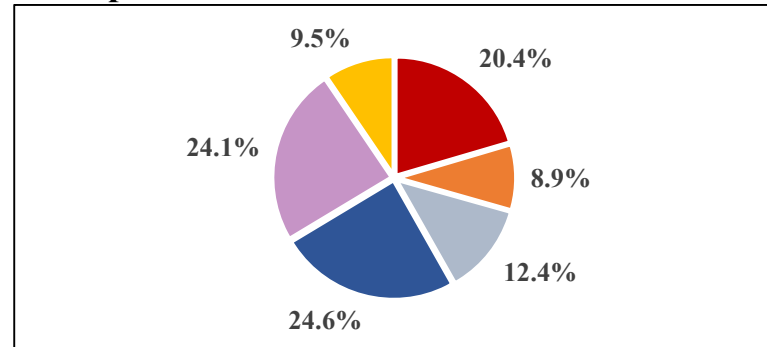


Fig. 3: Transport – the movement of a patient from the scene of a dispatch to a hospital by a 9-1-1 Emergency Ambulance, excluding calls outside the region border

| REGION TRANSPORTS | 2447 |
|-------------------|------|
| Cypress | 500 |
| La Palma | 219 |
| Los Alamitos | 304 |
| Seal Beach | 602 |
| Stanton | 590 |
| Unincorporated | 232 |