

**9-1-1 EMERGENCY AMBULANCE
FISCAL YEAR 2018/2019 2nd QUARTER ACTIVITY REPORT
OCTOBER - DECEMBER 2018
ALL REGIONS**



Response Time Compliance

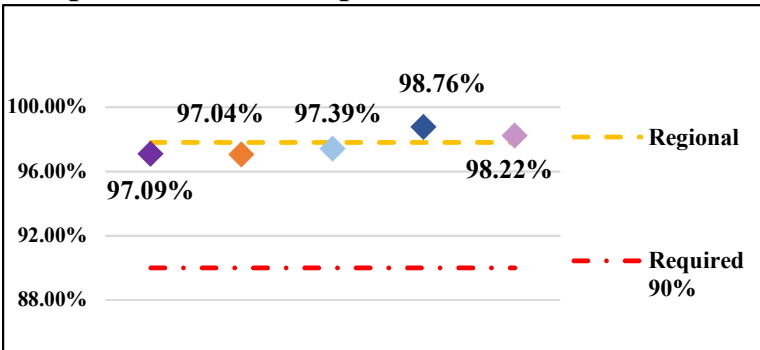


Fig. 1: Response Time Performance – combination of dispatch, system deployment & ambulance maintenance required to meet monthly compliance rate of 90% for an Exclusive Operating Area

ALL REGIONS COMPLIANCE	97.81%
Region A	97.09%
Region B	97.04%
Region C	97.39%
Region D	98.76%
Region E	98.22%

Dispatches

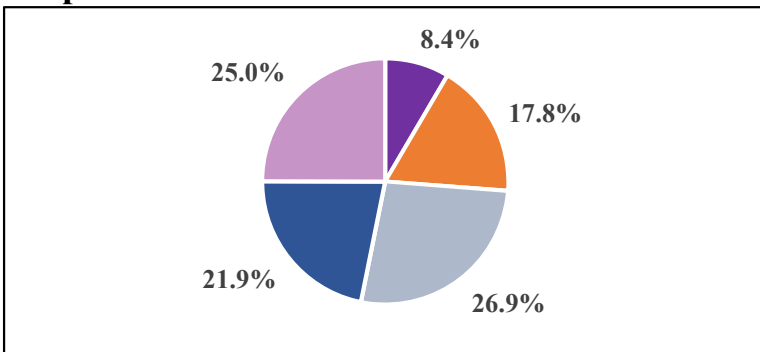


Fig. 2: Dispatch – a call for service requiring a 9-1-1 Emergency Ambulance response, regardless of the final outcome and does not account for calls outside the region border

ALL REGIONS DISPATCHES	19908
Region A	1681
Region B	3540
Region C	5362
Region D	4351
Region E	4974
Home Wellness	80

Home Wellness- a call for public assistance (lift assist, back to bed, etc.) received/dispatched through the 9-1-1 system; responded to by BLS Ambulance without ALS/OCFA; not included in total dispatches

Transports

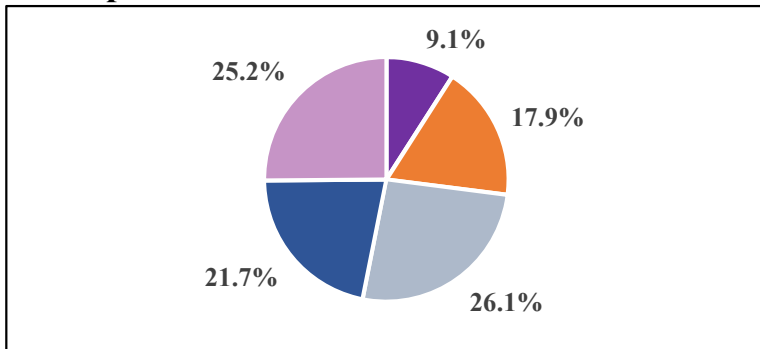


Fig. 3: Transport – the movement of a patient from the scene of a dispatch to a hospital by a 9-1-1 Emergency Ambulance, excluding calls outside the region border

ALL REGIONS TRANSPORTS	12860
Region A	1168
Region B	2306
Region C	3356
Region D	2795
Region E	3235