



**9-1-1 EMERGENCY AMBULANCE
 FISCAL YEAR 2018/2019 3rd QUARTER ACTIVITY REPORT
 JANUARY - MARCH 2019
 REGION A
 (Placentia, Yorba Linda, Unincorporated Brea)
 Emergency Ambulance Service, Inc.**

Response Time Compliance

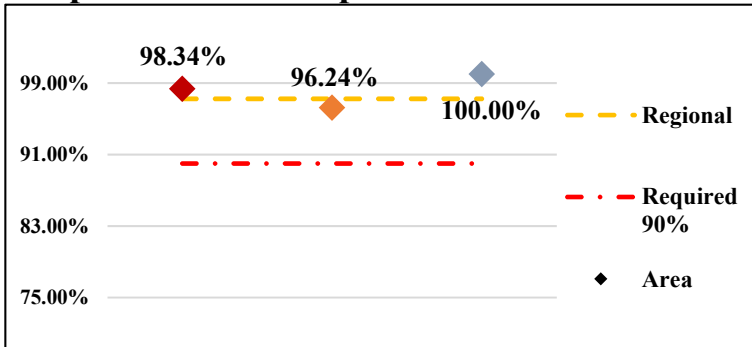


Fig. 1: Response Time Performance – combination of dispatch, system deployment & ambulance maintenance required to meet monthly compliance rate of 90% for an Exclusive Operating Area

REGION COMPLIANCE	97.24%
Placentia	98.34%
Yorba Linda	96.24%
Unincorporated Brea	100.00%

Dispatches

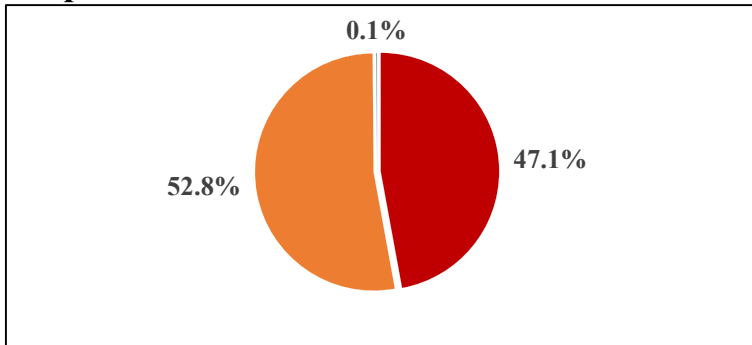


Fig. 2: Dispatch – a call for service requiring a 9-1-1 Emergency Ambulance response, regardless of the final outcome and does not account for calls outside the region border

REGION DISPATCHES	1664
Placentia	784
Yorba Linda	878
Unincorporated Brea	2

Transports

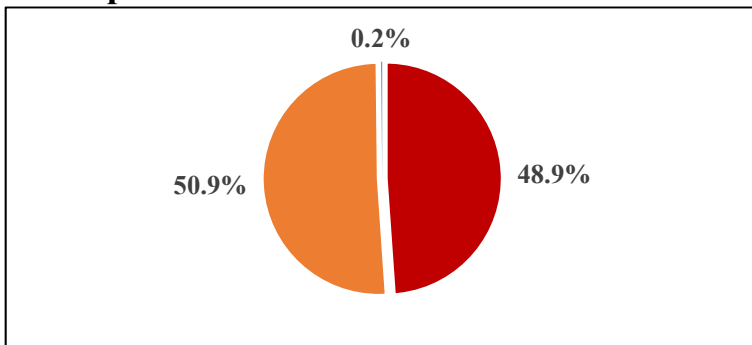


Fig. 3: Transport – the movement of a patient from the scene of a dispatch to a hospital by a 9-1-1 Emergency Ambulance, excluding calls outside the region border

REGION TRANSPORTS	1178
Placentia	576
Yorba Linda	600
Unincorporated Brea	2